

## 2013 WWSU Staff School Climate Questionnaire



### 1. I get fair recognition and appreciation for my performance from:

	Strongly Disagree	Disagree	Agree	Strongly Agree	Rating Average	Rating Count
School Administrators	23.7% (9)	18.4% (7)	<b>42.1% (16)</b>	15.8% (6)	2.50	38
Teachers in your School	10.5% (4)	10.5% (4)	<b>65.8% (25)</b>	13.2% (5)	2.82	38
Parents	2.9% (1)	17.1% (6)	<b>62.9% (22)</b>	17.1% (6)	2.94	35
Supervisory Union-Level Staff	28.6% (10)	<b>37.1% (13)</b>	28.6% (10)	5.7% (2)	2.11	35
School Board Members	32.3% (10)	<b>38.7% (12)</b>	25.8% (8)	3.2% (1)	2.00	31
<b>answered question</b>						<b>39</b>
<b>skipped question</b>						<b>0</b>

## 2. Most of the school's students:

	Strongly Disagree	Disagree	Agree	Strongly Agree	Rating Average	Rating Count
Are eager to learn.	0.0% (0)	24.3% (9)	<b>73.0% (27)</b>	2.7% (1)	2.78	37
Have a positive attitude toward school.	2.7% (1)	24.3% (9)	<b>70.3% (26)</b>	2.7% (1)	2.73	37
Are willing to put effort into learning.	0.0% (0)	23.7% (9)	<b>73.7% (28)</b>	2.6% (1)	2.79	38
<b>answered question</b>						<b>38</b>
<b>skipped question</b>						<b>1</b>

## 3. The staff promotes an academic learning climate by establishing high expectations for all students.

	Strongly Disagree	Disagree	Agree	Strongly Agree	Rating Average	Rating Count
.	5.3% (2)	23.7% (9)	<b>65.8% (25)</b>	5.3% (2)	2.71	38
<b>answered question</b>						<b>38</b>
<b>skipped question</b>						<b>1</b>

#### 4. Morale is high on the part of:

	Strongly Disagree	Disagree	Agree	Strongly Agree	Rating Average	Rating Count
Teachers	25.0% (9)	<b>47.2% (17)</b>	27.8% (10)	0.0% (0)	2.03	36
Students	5.6% (2)	41.7% (15)	<b>52.8% (19)</b>	0.0% (0)	2.47	36
Support Staff	18.8% (6)	<b>56.3% (18)</b>	25.0% (8)	0.0% (0)	2.06	32
School Administrators	0.0% (0)	38.5% (10)	<b>57.7% (15)</b>	3.8% (1)	2.65	26
<b>answered question</b>						<b>38</b>
<b>skipped question</b>						<b>1</b>

#### 5. My school is a good place to work.

	Strongly Disagree	Disagree	Agree	Strongly Agree	Rating Average	Rating Count
.	10.3% (4)	23.1% (9)	<b>59.0% (23)</b>	7.7% (3)	2.64	39
<b>answered question</b>						<b>39</b>
<b>skipped question</b>						<b>0</b>

## 6. The staff provides a high quality of education to the students of this community.

	Strongly Disagree	Disagree	Agree	Strongly Agree	Rating Average	Rating Count
.	0.0% (0)	13.2% (5)	<b>76.3% (29)</b>	10.5% (4)	2.97	38
<b>answered question</b>						<b>38</b>
<b>skipped question</b>						<b>1</b>

## 7. I get support when I need it from:

	Strongly Disagree	Disagree	Agree	Strongly Agree	Rating Average	Rating Count
School Administrators	10.8% (4)	21.6% (8)	<b>62.2% (23)</b>	5.4% (2)	2.62	37
Department Heads	5.7% (2)	14.3% (5)	<b>65.7% (23)</b>	14.3% (5)	2.89	35
Teachers in your School	2.6% (1)	7.7% (3)	<b>79.5% (31)</b>	10.3% (4)	2.97	39
Parents	0.0% (0)	9.4% (3)	<b>81.3% (26)</b>	9.4% (3)	3.00	32
Supervisory Union-Level Staff	23.3% (7)	26.7% (8)	<b>46.7% (14)</b>	3.3% (1)	2.30	30
School Board Members	20.0% (5)	28.0% (7)	<b>44.0% (11)</b>	8.0% (2)	2.40	25
<b>answered question</b>						<b>39</b>
<b>skipped question</b>						<b>0</b>

### 8. I am satisfied that the school's building is:

	Strongly Disagree	Disagree	Agree	Strongly Agree	Rating Average	Rating Count
Well suited to students' learning needs.	5.1% (2)	46.2% (18)	<b>48.7% (19)</b>	0.0% (0)	2.44	39
Kept as clean as possible.	2.6% (1)	28.2% (11)	<b>53.8% (21)</b>	15.4% (6)	2.82	39
Repaired promptly when needed.	5.3% (2)	28.9% (11)	<b>60.5% (23)</b>	5.3% (2)	2.66	38
<b>answered question</b>						<b>39</b>
<b>skipped question</b>						<b>0</b>

### 9. My assigned duties and responsibilities are fair and reasonable.

	Strongly Disagree	Disagree	Agree	Strongly Agree	Rating Average	Rating Count
.	10.3% (4)	10.3% (4)	<b>69.2% (27)</b>	10.3% (4)	2.79	39
<b>answered question</b>						<b>39</b>
<b>skipped question</b>						<b>0</b>

## 10. School discipline is handled fairly.

	Strongly Disagree	Disagree	Agree	Strongly Agree	Rating Average	Rating Count
.	22.2% (8)	<b>52.8% (19)</b>	25.0% (9)	0.0% (0)	2.03	36
<b>answered question</b>						<b>36</b>
<b>skipped question</b>						<b>3</b>

## 11. I am satisfied with the quality of leadership provided by:

	Strongly Disagree	Disagree	Agree	Strongly Agree	Rating Average	Rating Count
The Superintendent of Schools	24.2% (8)	<b>39.4% (13)</b>	27.3% (9)	9.1% (3)	2.21	33
Other Supervisory Union Administrators	11.1% (3)	22.2% (6)	<b>63.0% (17)</b>	3.7% (1)	2.59	27
School Administrators	21.1% (8)	21.1% (8)	<b>47.4% (18)</b>	10.5% (4)	2.47	38
Teacher Leaders in the School	13.5% (5)	24.3% (9)	<b>51.4% (19)</b>	10.8% (4)	2.59	37
Parent Leaders in the School	9.1% (2)	22.7% (5)	<b>68.2% (15)</b>	0.0% (0)	2.59	22
School Board Members	7.7% (2)	34.6% (9)	<b>50.0% (13)</b>	7.7% (2)	2.58	26
<b>answered question</b>						<b>38</b>
<b>skipped question</b>						<b>1</b>

**12. I have confidence that local efforts to improve the quality of education are heading in the right direction.**

	<b>Strongly Disagree</b>	<b>Disagree</b>	<b>Agree</b>	<b>Strongly Agree</b>	<b>Rating Average</b>	<b>Rating Count</b>
.	8.1% (3)	35.1% (13)	<b>51.4% (19)</b>	5.4% (2)	2.54	37
<b>answered question</b>						<b>37</b>
<b>skipped question</b>						<b>2</b>

### 13. There is good communication:

	Strongly Disagree	Disagree	Agree	Strongly Agree	Rating Average	Rating Count
Among teachers at the same grade level.	11.8% (4)	23.5% (8)	<b>64.7% (22)</b>	0.0% (0)	2.53	34
Among teachers across grade levels.	11.8% (4)	<b>44.1% (15)</b>	<b>44.1% (15)</b>	0.0% (0)	2.32	34
Between teachers and school administrators.	11.4% (4)	31.4% (11)	<b>57.1% (20)</b>	0.0% (0)	2.46	35
Between support staff and school administrators.	23.1% (6)	34.6% (9)	<b>42.3% (11)</b>	0.0% (0)	2.19	26
Between teachers and support staff.	6.5% (2)	29.0% (9)	<b>61.3% (19)</b>	3.2% (1)	2.61	31
Across departments or teams.	11.8% (4)	<b>50.0% (17)</b>	35.3% (12)	2.9% (1)	2.29	34
Between the schools in WWSU.	20.7% (6)	<b>65.5% (19)</b>	13.8% (4)	0.0% (0)	1.93	29
Between teachers and parents.	3.0% (1)	36.4% (12)	<b>57.6% (19)</b>	3.0% (1)	2.61	33
Between school staff and central office staff.	11.5% (3)	<b>46.2% (12)</b>	42.3% (11)	0.0% (0)	2.31	26
<b>answered question</b>						<b>39</b>
<b>skipped question</b>						<b>0</b>



**14. Across the curriculum, the staff encourages students to reach high academic standards.**

	<b>Strongly Disagree</b>	<b>Disagree</b>	<b>Agree</b>	<b>Strongly Agree</b>	<b>Rating Average</b>	<b>Rating Count</b>
.	0.0% (0)	24.3% (9)	<b>67.6% (25)</b>	8.1% (3)	2.84	37
<b>answered question</b>						<b>37</b>
<b>skipped question</b>						<b>2</b>

**15. There are clearly stated school rules defining expectations for student behavior.**

	<b>Strongly Disagree</b>	<b>Disagree</b>	<b>Agree</b>	<b>Strongly Agree</b>	<b>Rating Average</b>	<b>Rating Count</b>
.	13.5% (5)	18.9% (7)	<b>56.8% (21)</b>	10.8% (4)	2.65	37
<b>answered question</b>						<b>37</b>
<b>skipped question</b>						<b>2</b>

### 16. The staff gives ample information to students concerning:

	Strongly Disagree	Disagree	Agree	Strongly Agree	Rating Average	Rating Count
What they are expected to learn.	0.0% (0)	8.3% (3)	<b>86.1% (31)</b>	5.6% (2)	2.97	36
How their work will be judged.	0.0% (0)	13.9% (5)	<b>80.6% (29)</b>	5.6% (2)	2.92	36
How well they are progressing.	0.0% (0)	11.4% (4)	<b>82.9% (29)</b>	5.7% (2)	2.94	35
<b>answered question</b>						<b>36</b>
<b>skipped question</b>						<b>3</b>

### 17. The staff gives ample information to parents concerning:

	Strongly Disagree	Disagree	Agree	Strongly Agree	Rating Average	Rating Count
What their children are expected to learn.	3.1% (1)	28.1% (9)	<b>59.4% (19)</b>	9.4% (3)	2.75	32
How student work will be judged.	3.1% (1)	34.4% (11)	<b>53.1% (17)</b>	9.4% (3)	2.69	32
How their children are progressing.	3.0% (1)	24.2% (8)	<b>60.6% (20)</b>	12.1% (4)	2.82	33
<b>answered question</b>						<b>34</b>
<b>skipped question</b>						<b>5</b>

**18. There is adequate parent involvement in the school.**

	<b>Strongly Disagree</b>	<b>Disagree</b>	<b>Agree</b>	<b>Strongly Agree</b>	<b>Rating Average</b>	<b>Rating Count</b>
.	8.3% (3)	<b>47.2% (17)</b>	44.4% (16)	0.0% (0)	2.36	36
<b>answered question</b>						<b>36</b>
<b>skipped question</b>						<b>3</b>

**19. I am satisfied with the procedures for evaluating my performance.**

	<b>Strongly Disagree</b>	<b>Disagree</b>	<b>Agree</b>	<b>Strongly Agree</b>	<b>Rating Average</b>	<b>Rating Count</b>
.	23.7% (9)	18.4% (7)	<b>57.9% (22)</b>	0.0% (0)	2.34	38
<b>answered question</b>						<b>38</b>
<b>skipped question</b>						<b>1</b>

## 20. Decision making in this schools is:

	Strongly Disagree	Disagree	Agree	Strongly Agree	Rating Average	Rating Count
Clearly interpreted and understood	16.2% (6)	<b>59.5% (22)</b>	24.3% (9)	0.0% (0)	2.08	37
Inclusive of the school community	21.2% (7)	<b>39.4% (13)</b>	<b>39.4% (13)</b>	0.0% (0)	2.18	33
Respectful	13.9% (5)	19.4% (7)	<b>66.7% (24)</b>	0.0% (0)	2.53	36
Fair	22.2% (8)	30.6% (11)	<b>47.2% (17)</b>	0.0% (0)	2.25	36
Pro-active, timely, and consistent	18.2% (6)	36.4% (12)	<b>45.5% (15)</b>	0.0% (0)	2.27	33
Informed.	18.2% (6)	<b>42.4% (14)</b>	39.4% (13)	0.0% (0)	2.21	33
Based on generally agreed upon principles and goals.	17.1% (6)	<b>42.9% (15)</b>	40.0% (14)	0.0% (0)	2.23	35
<b>answered question</b>						<b>38</b>
<b>skipped question</b>						<b>1</b>

## 21. There is adequate effort to involve all members of the school community (educators, parents, and non-parent community members) in discussions concerning important school goals.

	Strongly Disagree	Disagree	Agree	Strongly Agree	Rating Average	Rating Count
.	13.5% (5)	27.0% (10)	<b>59.5% (22)</b>	0.0% (0)	2.46	37
<b>answered question</b>						<b>37</b>
<b>skipped question</b>						<b>2</b>

**22. I am satisfied with the opportunities I have to provide input in how funds are spent at my school.**

	Strongly Disagree	Disagree	Agree	Strongly Agree	Rating Average	Rating Count
.	17.1% (6)	<b>42.9% (15)</b>	40.0% (14)	0.0% (0)	2.23	35
<b>answered question</b>						<b>35</b>
<b>skipped question</b>						<b>4</b>

**23. Professional development activities in our school are developed with sufficient input from staff.**

	Strongly Disagree	Disagree	Agree	Strongly Agree	Rating Average	Rating Count
.	17.6% (6)	<b>52.9% (18)</b>	29.4% (10)	0.0% (0)	2.12	34
<b>answered question</b>						<b>34</b>
<b>skipped question</b>						<b>5</b>

**24. Curriculum plans or policies in our school are developed with sufficient input from staff.**

	Strongly Disagree	Disagree	Agree	Strongly Agree	Rating Average	Rating Count
.	15.2% (5)	24.2% (8)	<b>60.6% (20)</b>	0.0% (0)	2.45	33
<b>answered question</b>						<b>33</b>
<b>skipped question</b>						<b>6</b>

## 25. Relationships in this school are built on:

	Strongly Disagree	Disagree	Agree	Strongly Agree	Rating Average	Rating Count
Honesty	18.4% (7)	18.4% (7)	<b>60.5% (23)</b>	2.6% (1)	2.47	38
Trust	21.1% (8)	26.3% (10)	<b>50.0% (19)</b>	2.6% (1)	2.34	38
Mutual support	13.5% (5)	24.3% (9)	<b>56.8% (21)</b>	5.4% (2)	2.54	37
(Good/positive) Communication	16.2% (6)	27.0% (10)	<b>51.4% (19)</b>	5.4% (2)	2.46	37
Respect	15.8% (6)	18.4% (7)	<b>60.5% (23)</b>	5.3% (2)	2.55	38
Humor	10.8% (4)	16.2% (6)	<b>64.9% (24)</b>	8.1% (3)	2.70	37
<b>answered question</b>						<b>38</b>
<b>skipped question</b>						<b>1</b>





## 26. Students can and do find at least one adult in this school who they can talk with.

	Strongly Disagree	Disagree	Agree	Strongly Agree	Rating Average	Rating Count
.	2.6% (1)	10.5% (4)	<b>78.9% (30)</b>	7.9% (3)	2.92	38
<b>answered question</b>						<b>38</b>
<b>skipped question</b>						<b>1</b>


## 27. Most of the school's students:

	Strongly Disagree	Disagree	Agree	Strongly Agree	Rating Average	Rating Count
Behave with respect toward one another.	5.3% (2)	7.9% (3)	<b>86.8% (33)</b>	0.0% (0)	2.82	38
Behave with respect toward teachers and other adults.	2.6% (1)	15.8% (6)	<b>81.6% (31)</b>	0.0% (0)	2.79	38
<b>answered question</b>						<b>39</b>
<b>skipped question</b>						<b>0</b>

## 28. I am a:



		Response Percent	Response Count
<b>Classroom Teacher</b>		<b>59.0%</b>	<b>23</b>
Instructional Assistant/Paraeducator		7.7%	3
Certified Staff (other than classroom teacher)		15.4%	6
Other Staff		17.9%	7
<b>answered question</b>			<b>39</b>
<b>skipped question</b>			<b>0</b>

**29. I work at:**

		<b>Response Percent</b>	<b>Response Count</b>
Crossett Brook Middle School		0.0%	0
Fayston Elementary School		0.0%	0
<b>Harwood Union High School</b>		<b>100.0%</b>	<b>39</b>
Harwood Union Middle School		0.0%	0
Moretown Elementary School		0.0%	0
Thatcher Brook Primary School		0.0%	0
Waitsfield Elementary School		0.0%	0
Warren School		0.0%	0
		<b>answered question</b>	<b>39</b>
		<b>skipped question</b>	<b>0</b>



**30. I have been working at this school for:**

		Response Percent	Response Count
0-5 years		24.3%	9
6-10 years		13.5%	5
>10 years		62.2%	23
<b>answered question</b>			<b>37</b>
<b>skipped question</b>			<b>2</b>

**31. If you wish, you may add comments in the box below.**

	Response Count
	12
<b>answered question</b>	<b>12</b>
<b>skipped question</b>	<b>27</b>